


SOLID Solrif[®]

IN-ROOF

Glass / Glass

Framed With Solrif



Mono ⚡ 320W



Positive sorting up to +5W

SOLITEK

Mokslininku str. 6A,
Vilnius 08412, Lithuania
Tel. +370 5 263 8774 | info@solitek.eu
www.solitek.eu

G052020-1



SELF-CLEANING
EFFECT



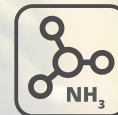
SALT MIST
RESISTANCE



FIRE CLASS A



DUST & SAND
RESISTANCE



AMMONIA
RESISTANCE



EXTREME LOAD
RESISTANCE



PRODUCED USING 100%
RENEWABLE ENERGY



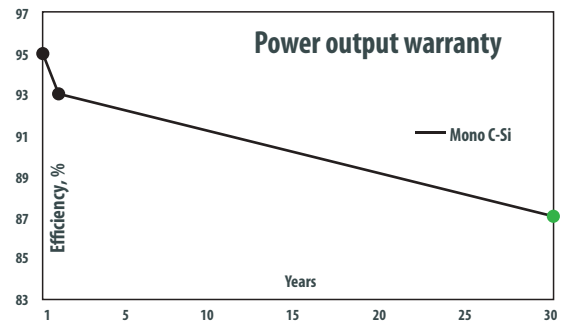
PID free

Electrical data (STC*)	
Maximum Power	320
Open circuit voltage (V_{oc}/V)	41,16
Short circuit Current (I_{sc}/A)	9,77
Max Power Voltage (V_{mpp}/V)	34,23
Max Power Current (I_{mpp}/A)	9,36
Module Efficiency (η)	17,68%
Max System Voltage (V)	1500
Max Current (A)	15
Power Tolerance	0/+5W

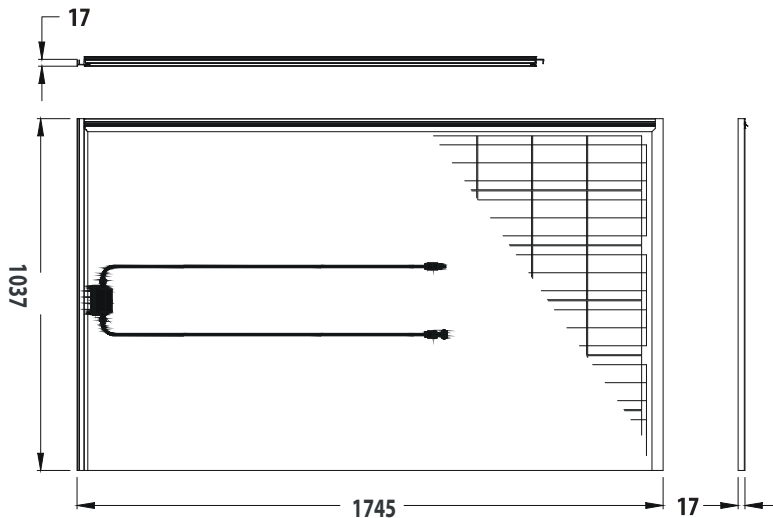
*Under Standard Test Conditions (STC) of irradiance of 1000W/sq. m., spectrum AM 1.5 and cell temperature of 25 C

Flash testing measurement accuracy of +/- 5%

All transparency values are approximate +/- 3%




Dimensions & Mounting	
	1600/3600Pa**



Optimal Weather lightness

Frames are shingled from top to bottom and are interlocking left to right much like tiles for optimal weather protection.



Easy Installation

The modules are held by metal clamps that are mounted to the roof battens. This allows for quick and easy installation.

Temperature ratings	Monocrystalline
Current temperature coefficient (α)	+0,04% /°C
Voltage temperature coefficient (β)	-0,35% /°C
Power temperature coefficient (δ)	-0,47% /°C
Nominal Operating Module Temperature	46°C

Mechanical data	
Dimensions (LxWxH) (mm)	1745x1037x17
Dimensions (LxWxH) in System (mm)	1727x1005x17
Weight (kg)	32
Front / Back glass (mm)	3,15
Cell Type	Mono C-Si
Cell Size (mm)	158,75x158,75
Cell Configuration	6x10
Transparency %	10
Busbars	5
Frame	Solrif
Operating Temperature (°C)	-40 ÷ +85
Max Load (wind/snow) (Pa)	1600/3600**
Junction Box / IP Class	IP68
Cable Cross Section Size (mm ²)	4
Bypass Diodes	3
Connector	MC4

**Safety factor 1,5

ATTENTION

- Always check if your system is compatible with local environmental conditions (wind/snow load, temperatures) on your site to ensure safety and long-term energy production.
- Do not connect differently orientated PV panels in the same string / MPPT of the inverter (unless optimizers are used).
- Do not connect strings with an unequal amount of PV panels in one MPPT (unless optimizers are used)
- Use PV panels of same electrical parameters in one string/MPPT (unless optimizers are used).
- Always ensure that your inverter is equipped with DC disconnecter. If not it is recommended to install it externally.
- Never let different metals come in contact with each other. Use bi-metallic plates or plastic separators to eliminate galvanic corrosion.
- It is highly recommended to install SPD's in both AC and DC circuits because overvoltages void the warranty for inverters and also panels if they are harmed.
- It is highly recommended to ground PV panels and to install lightning protection in site.

Tips for Better Power Output

- Better module ventilation and shorter connection cables increase electrical energy production.
- Always observe object/mutual shading in site. Shading can drastically cut electrical energy generation output.

This datasheet is not legally binding. The manufacturer reserves the right to make changes to product specifications and/or product features without prior notice. The most recent versions of all documents (T&Cs, datasheets, warranties, and installation manuals can always be found on our website at www.solitek.eu).

Certificates and memberships



Dealer Information

SOLI TEK

Mokslininku str. 6A,
Vilnius 08412, Lithuania
Tel. +370 5 263 8774
info@solitek.eu
www.solitek.eu

