

# SOLID Framed

Glass / Glass

## 60 Cell



Fire class A



Self-cleaning effect



Salt mist resistance



Ammonia resistance



Dust & Sand resistance



Mono

⚡ 300W

⚡ 270W

Poly



Positive sorting up to +5W



PRODUCED USING 100% RENEWABLE ENERGY



IEC 61215  
IEC 61730



PID free

## SOLITEK

Mokslininku str. 6A, Vilnius 08412, Lithuania  
Tel. +370 5 263 8774  
info@solitek.eu  
www.solitek.eu

G21201902 G23201902

# SOLID Framed

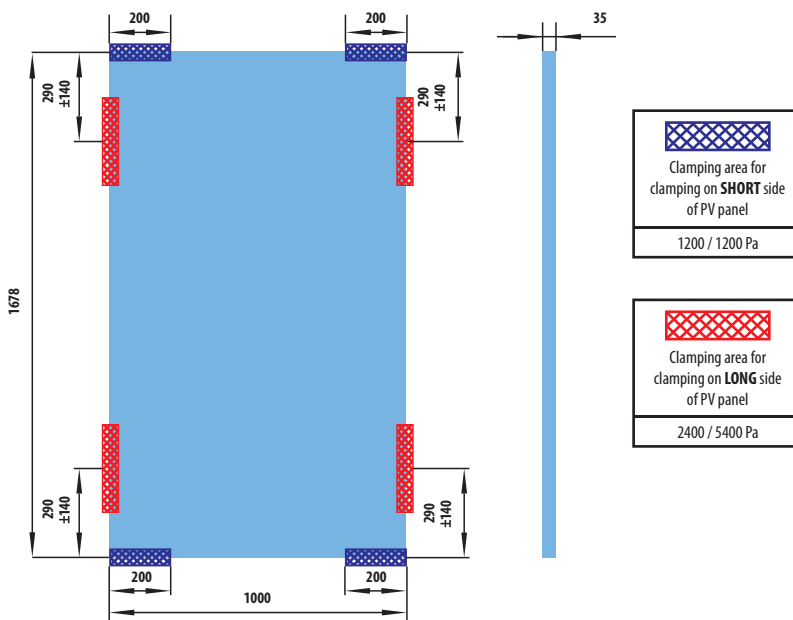
Glass / Glass

# 60 Cell

Electrical data (STC*)		
Maximum Power ( $W_p$ )	300	270
Cell Configuration	6x10	
Cell Technology	Mono C-Si	Poly C-Si
Open circuit Voltage ( $V_{oc}/V$ )	40,35	38,31
Short circuit Current ( $I_{sc}/A$ )	9,55	9,18
Max Power Voltage ( $V_{mpp}/V$ )	32,93	31,4
Max Power Current ( $I_{mpp}/A$ )	9,15	8,68
Module Efficiency ( $\eta$ )	17,88%	16,09%
Max System Voltage (V)	1500	
Max Current (A)	15	
Power Sorting	0/+5W	
Safety Class	II	

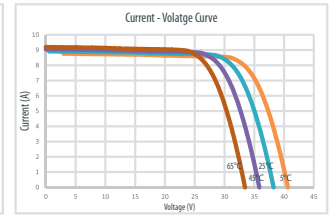
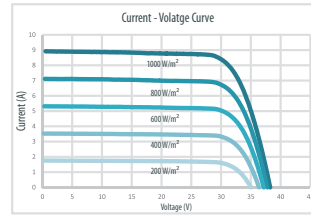
\*Under Standart Test Conditions (STC) of irradiance of 1000W/sq. m., spectrum AM 1.5 and cell temperature of 25 C

## Dimensions & Mounting



## ATTENTION

- Always check if your system is compatible with local environmental conditions (wind/snow load, temperatures) on your site to ensure safety and long-term energy production.
- Do not connect more than 22 panels in a string for mono c-si modules and 23 for poly c-si modules (Criteria:  $V_{oc}$ -10°C, 1000 V system).
- By connecting less than 6 PV panels in one string there is a risk of inverter inability to start.
- Do not connect differently orientated PV panels in the same string / MPPT of the inverter (unless optimizers are used).
- Do not connect strings with an unequal amount of PV panels in one MPPT (unless optimizers are used)
- Use PV panels of same electrical parameters in one string/MPPT (unless optimizers are used).
- Always ensure that your inverter is equipped with DC disconnecter. If not it is recommended to install it externally.
- Never let different metals come in contact with each other. Use bi-metallic plates or plastic separators to eliminate galvanic corrosion.
- It is highly recommended to install SPD's in both AC and DC circuits because overvoltage void the warranty for inverters and also panels if they are harmed.
- It is highly recommended to ground PV panels and to install lightning protection in site.

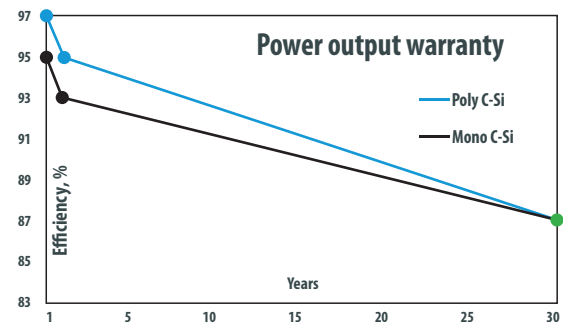


Flash testing measurement accuracy of +/- 5%

Temperature ratings	Polycrystalline	Monocrystalline
Current temperature coefficient ( $\alpha$ )	+0,046% /° C	+0,04% /° C
Voltage temperature coefficient ( $\beta$ )	-0,347% /° C	-0,35% /° C
Power temperature coefficient ( $\delta$ )	-0,486% /° C	-0,47% /° C
Nominal Operating Module Temperature	46° C	

## Mechanical data

Dimensions (LxWxH) (mm)	1678x1000x35
Weight (kg)	21
Front / Back glass (mm)	2,1
Cell Type	Poly C-Si / Mono C-Si
Cell Size (mm)	156x156
Busbars	5
Frame	Aluminum
Operating Temperature (°C)	-40 ÷ +85
Max Load (wind/snow) (Pa)	2400/5400
Junction Box / IP Class	TE Connectivity J-box IP68
Cable Cross Section Size (mm²)	4
Bypass Diodes	3
Connector	PV4-S Male/Female
Optimization	Tigo Ts4 (Optional)



## Tips for Better Power Output

- Better module ventilation and shorter connection cables increase electrical energy production.
- Always observe object/mutual shading in site. Shading can drastically cut electrical energy generation output.

This datasheet is not legally binding. The manufacturer reserves the right to make changes to product specifications and/or product features without prior notice. The most recent versions of all documents (T&Cs, datasheets, warranties, and installation manuals can always be found on our website at [www.solitek.eu](http://www.solitek.eu)).

## Certificates and memberships



## Dealer Information

**SOLITEK**

Mokslininku str. 6A,  
Vilnius 08412, Lithuania  
Tel. +370 5 263 8774  
info@solitek.eu  
www.solitek.eu

