


SOLID Bifacial

Glass / Glass

60 Cell



Frameless

Protective Edge Sealing



Front Side ⚡ 300W ⚡ +75W Backside

Positive sorting up to +5W



Self-cleaning effect



Dust & Sand resistance



Fire class A



PRODUCED USING 100% RENEWABLE ENERGY



IEC 61215
IEC 61730



Salt mist resistance



Ammonia resistance



PID free

SOLITEK

Mokslininku str. 6A, Vilnius 08412, Lithuania
Tel. +370 5 263 8774
info@solitek.eu
www.solitek.eu

G05201902

SOLID Bifacial

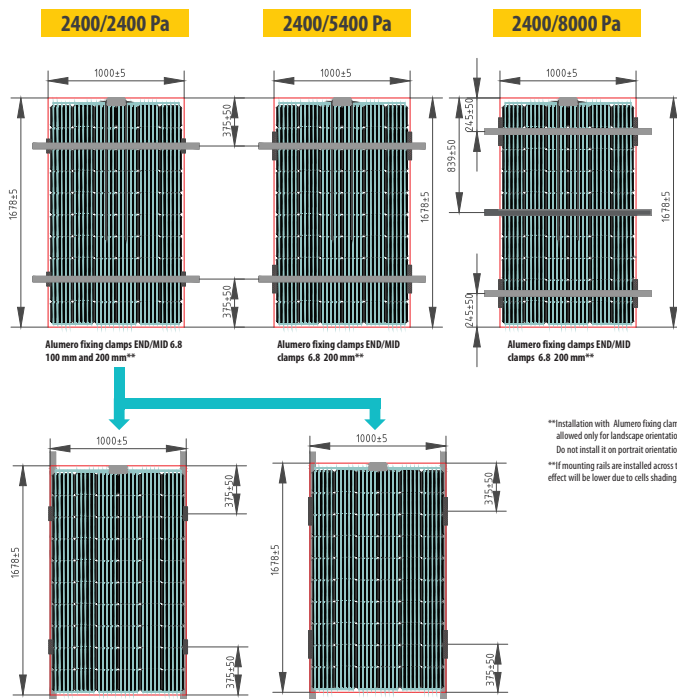
Glass / Glass

60 Cell

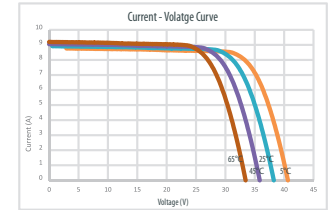
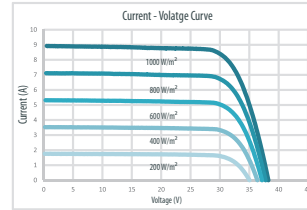
Electrical data (STC*)	
Maximum Power (W_p)	300
Cell Technology	Bifacial Mono C-Si
Open circuit Voltage (V_{oc}/V)	39,56
Short circuit Current (I_{sc}/A)	9,56
Max Power Voltage (V_{mpp}/V)	32,79
Max Power Current (I_{mpp}/A)	9,17
Module Efficiency (η)	18,11%
Bifaciality factor	0,84
Max System Voltage (V)	1500
Max Current (A)	15
Power Sorting	0/+5W
Safety Class	II

Additional Power Gain	5%	10%	20%	25%
Total Module Power (W_p)	315	330	360	375

Dimensions & Mounting



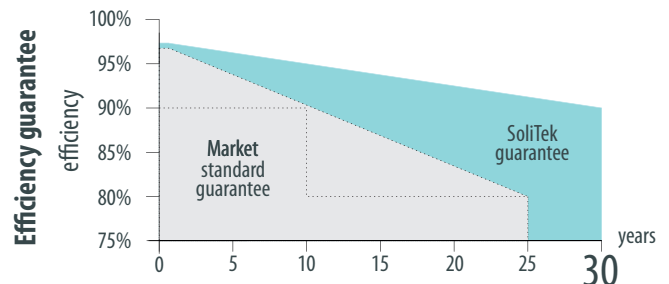
***Installation with Alumero fixing clamps END/MID 6.8 100 mm allowed only for landscape orientation configuration. Do not install it on portrait orientation.
 ***If mounting rails are installed across the module, bifaciality effect will be lower due to cells shading.



*Under Standard Test Conditions (STC) of irradiance of 1000W/sq. m., spectrum AM 1.5 and cell temperature of 25 C
 Flash testing measurement accuracy of +/- 5%

Temperature ratings	Bifacial Mono
Current temperature coefficient (α)	+0,048% /° C
Voltage temperature coefficient (β)	-0,30% /° C
Power temperature coefficient (δ)	-0,38% /° C
Nominal Operating Module Temperature	46° C

Mechanical data	
Dimensions (LxWxH) (mm)	1670x992x7,1
Dimensions with edge sealing (LxWxH) (mm)	1678±5x1000±5x7,1
Weight (kg)	27
Front / Back glass (mm)	3,15
Cell Type	Bifacial Mono C-Si
Cell Size (mm)	156x156
Busbars	5
Frame	Frameless
Operating Temperature (°C)	-40 ÷ +85
Max Load (wind/snow) (Pa)	2400/8000
Junction Box / IP Class	TE Connectivity J-box IP68
Cable Cross Section Size (mm²)	4
Bypass Diodes	3
Connector	PV4-S Male/Female



ATTENTION

- Always check if your system is compatible with local environmental conditions (wind/snow load, temperatures) on your site to ensure safety and long-term energy production.
- Do not connect more than 21 panels in a string (Criteria: V_{oc} -10°C, 1000 V system).
- By connecting less than 6 PV panels in one string there is a risk of inverter inability to start.
- Do not connect differently orientated PV panels in the same string / MPPT of the inverter (unless optimizers are used).
- Do not connect strings with an unequal amount of PV panels in one MPPT (unless optimizers are used)
- Use PV panels of same electrical parameters in one string/MPPT (unless optimizers are used).
- Always ensure that your inverter is equipped with DC disconnect. If not it is recommended to install it externally.
- Never let different metals come in contact with each other. Use bi-metallic plates or plastic separators to eliminate galvanic corrosion.
- It is highly recommended to install SPD's in both AC and DC circuits because overvoltages void the warranty for inverters and also panels if they are harmed.
- It is highly recommended to ground PV panels mounting system and to install lightning protection in site.

Tips for Better Power Output

- Better module ventilation and shorter connection cables increase electrical energy production.
- Always observe object/mutual shading in site. Shading can drastically cut electrical energy generation output.
- Increase PV panel height from the ground so that more light can travel beneath the module and then reflect
- The Albedo value increases significantly if modules are installed above white, light-reflecting surfaces.

This datasheet is not legally binding. The manufacturer reserves the right to make changes to product specifications and/or product features without prior notice. The most recent versions of all documents (T&Cs, datasheets, warranties, and installation manuals can always be found on our website at www.solitek.eu).

Certificates and memberships



Dealer Information

SOLITEK

Mokslininku str. 6A,
 Vilnius 08412, Lithuania
 Tel. +370 5 263 8774
 info@solitek.eu
 www.solitek.eu

